



United Water

Project CRIA

Shell Templates 1 - 5

Prepared by Melity

DOCUMENT: Shell Templates

VERSION: 1.0

DATE: Thu Jul 09 2015

TABLE OF CONTENTS

About This Document	3
Shell 1 Templates	4
Shell 1 Desktop	5
Shell 1 Tablet	6
Shell 1 Mobile	7
Shell 2 Templates	8
Shell 2 Desktop	9
Shell 2 Tablet	10
Shell 2 Mobile	11
Shell 3	12
Shell 3 Desktop	13
Shell 3 Tablet	14
Shell 3 Mobile	15
Templates	16
Shell: Secondary Header Desktop	17
Shell: My Account Tablet	18
Shell: My Account Mobile	19

About This Document

What is a wireframe?

Wireframes are a page blueprint prior to the visual design used to illustrate the flow of information, document all objects to be included on the page and show the behavior and states of some of these objects. They are not meant to reflect actual design or content.

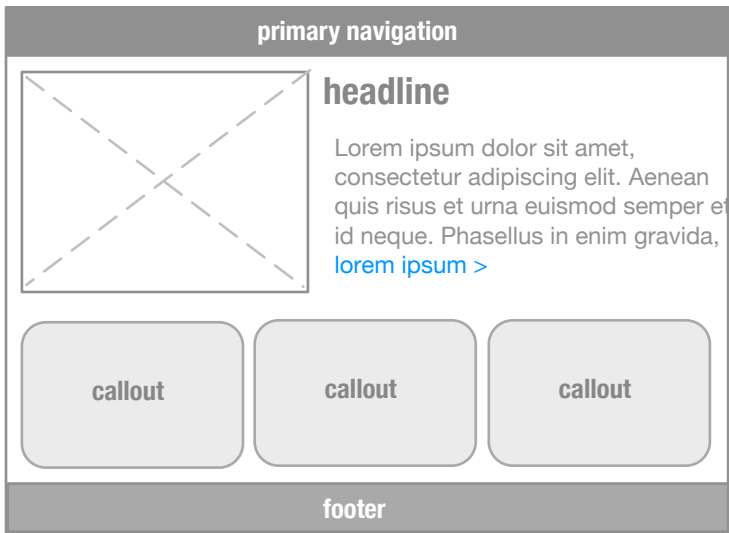
Design aspects for consideration

- Representation of selected content and functionality that will reside on a page to bring the strategic concept to life.
- An allocation of page real estate to illustrate priority and placement.
- Intent of copy - indicative of the eventual design. This includes titles, labels, links, prompts and instructions.
- Schematic that identifies key page areas (modules).
- Direction for visual design explorations.

Aspects not for wireframe review


- Final copy or branding treatments
- The design/look&feel of the page
- Representation of the specific photography to be used
- The final layout of future content and functionality

Wireframe example

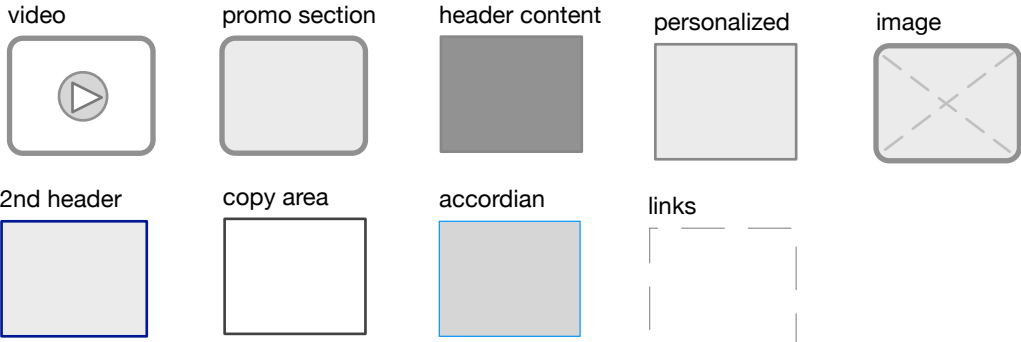


Legend

form elements



modular elements






United Water

Wireframes: Shell 1 (My Account)

Desktop/Tablet/Mobile

Shell 1 Desktop



annotations

- S1.1. Secondary navigation (refer to Navigation template file).
- S1.2. Page title. Referred to as secondary navigation title.
- S1.3. Copy section (most likely disclaimer statement).
- S1.4. Legend with text and icon to indicate status' of the individual accounts- includes eBill and appointments.
- S1.5. Individual tabbed bar of up to 3 accounts are displayed. The 'more accounts' dropdown contains additional accounts as well as an 'add account' hyperlink. (Refer to L1.1. Billing & Payments: More Accounts)
- S1.6. Module specific section dependent on page content.

Shell 1 (Desktop)

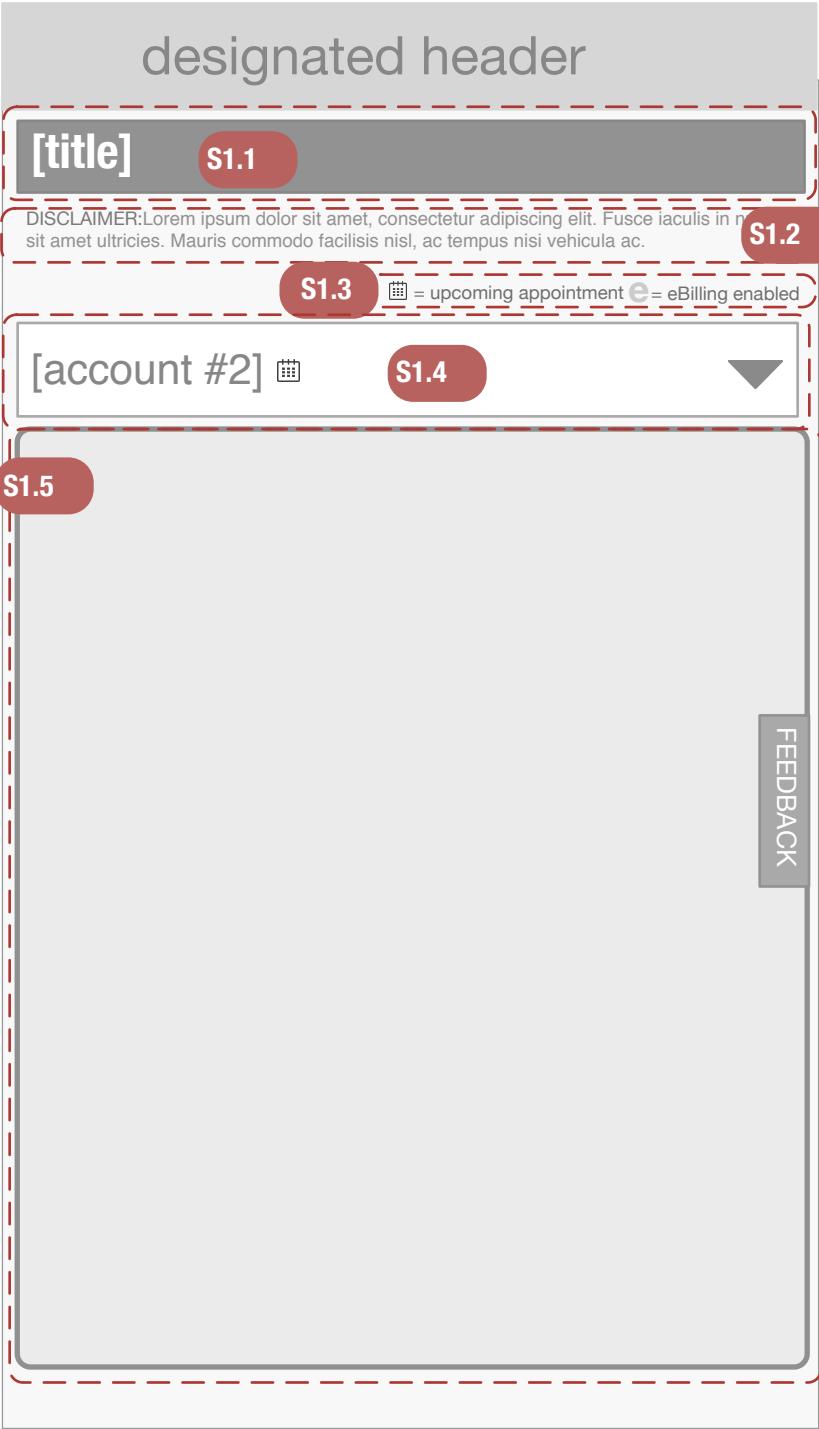
This shows how Shell 1 works - Main focus is to allow the user to move between different accounts and such changing in page content (usually leveraged within My Account signed in screens)

Screens

Message States

Unique Widgets

Shell 1 Tablet



Shell 1 (Tablet)

This shows how Shell 1 works on tablet - Main focus is to allow the user to move between different accounts and such changing in page content (usually leveraged within My Account signed in screens)

Screens


Message States

Unique Widgets

annotations

- S1.1. Page title. Referred to as secondary navigation title.
- S1.2. Copy section (most likely disclaimer statement).
- S1.3. Legend with text and icon to indicate status' of the individual accounts- includes eBill and appointments.
- S1.4. Drop down containing up to 3 user accounts. Additionally, there is a dropdown including additional accounts as well as the ability to add another. (Refer to L1.1. Billing & Payments: More Accounts)
- S1.5. Module specific section dependent on page content.

Shell 1 Mobile



Shell 1 (Mobile)

This shows how Shell 1 works on mobile - Main focus is to allow the user to move between different accounts and such changing in page content (usually leveraged within My Account signed in screens)

Screens

Message States

Unique Widgets

annotations

- S1.1. Page title. Referred to as secondary navigation title.
- S1.2. Copy section (most likely disclaimer statement).
- S1.3. Legend with text and icon to indicate status' of the individual accounts- includes eBill and appointments.
- S1.4. Drop down containing up to 3 user accounts. Additionally, there is a dropdown including additional accounts as well as the ability to add another. (Refer to L1.1. Billing & Payments: More Accounts)
- S1.5. Module specific section dependent on page content.



United Water

Wireframes: Shell 2 (Hero Image)

Desktop/Tablet/Mobile

Shell 2 Desktop



Shell 2 (Desktop)

This shows how Shell 2 works - Standard page template with a large header image (usually leveraged on primary navigation / landing pages)

Screens


Message States

Unique Widgets

annotations

- S2.1. Secondary navigation
- S2.2. Hero content module containing title, sub-copy and interactive elements (such as search bar, links, forms, etc.).
- S2.3. Screen real estate for page content.

Shell 2 Tablet



annotations

- S2.1. Hero content module containing title, sub-copy and interactive elements (such as search bar, links, forms, etc.).
- S2.2. Screen real estate for page content.

Shell 2 (Tablet)


This shows how Shell 2 works on tablet - Standard page template with a large header image (usually leveraged on primary navigation / landing pages)

Screens

Message States

Unique Widgets

Shell 2 Mobile



Shell 2 (Mobile)

This shows how Shell 2 works - Standard page template with a large header image (usually leveraged on primary navigation / landing pages)

Screens

Message States

Unique Widgets

annotations

- S2.1. Hero content module containing title, sub-copy and interactive elements (such as search bar, links, forms, etc.).
- S2.2. Screen real estate for page content.

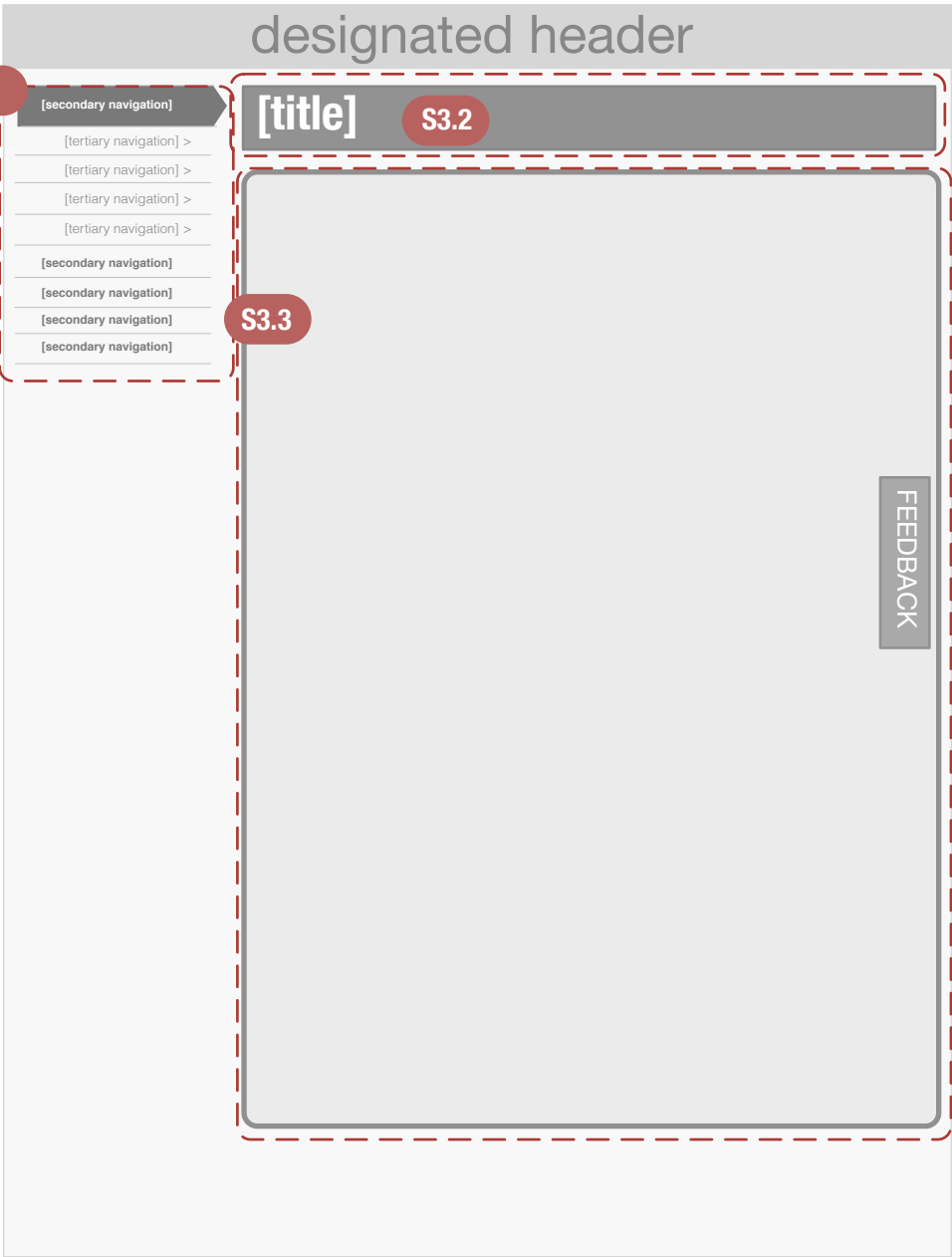


United Water

Wireframes: Shell 3 (Secondary Landing)

Desktop/Tablet/Mobile

Shell 3 Desktop



annotations

- S3.1. Secondary navigation (refer to navigation deck).
- S3.2. Page title. Referred to as secondary navigation title.
- S3.3. Body Content

Shell 3 (Desktop)

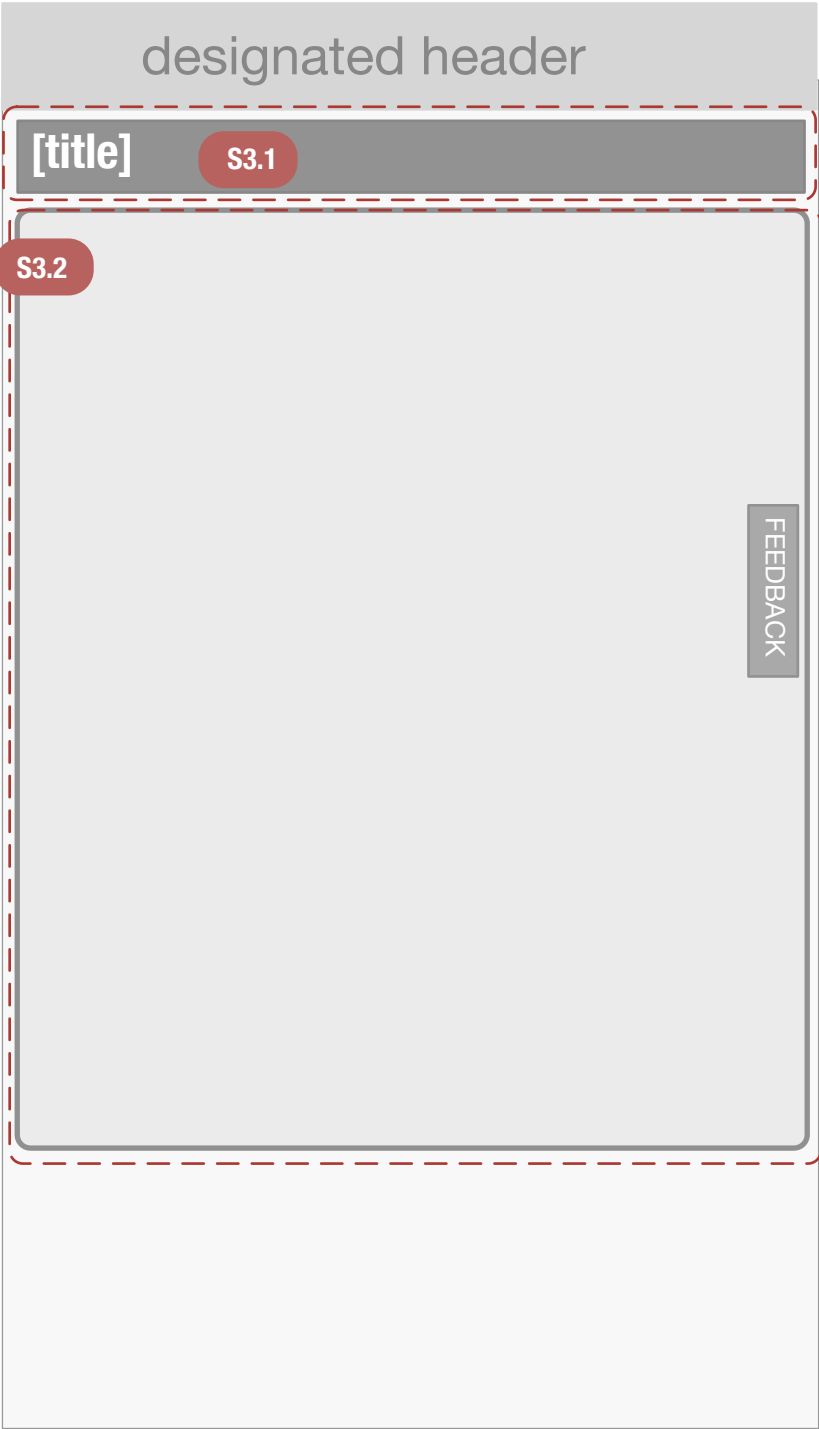
This shows how Shell 3 works on desktop - Standard page template with a small header image and title (usually secondary level pages)

Screens

Message States

Unique Widgets

Shell 3 Tablet



Shell 3 (Tablet)

This shows how Shell 3 works on tablet - Standard page template with a small header image and title (usually secondary level pages)

Screens


Message States

Unique Widgets

annotations

- S3.1. Page title. Referred to as secondary navigation title.
- S3.2. Body Content

Shell 3 Mobile



annotations

S3.1. Page title. Referred to as secondary navigation title.
S3.2. Body Content

Shell 3 (Mobile)

This shows how Shell 3 works on mobile - Standard page template with a small header image and title (usually secondary level pages)

Screens

Message States

Unique Widgets

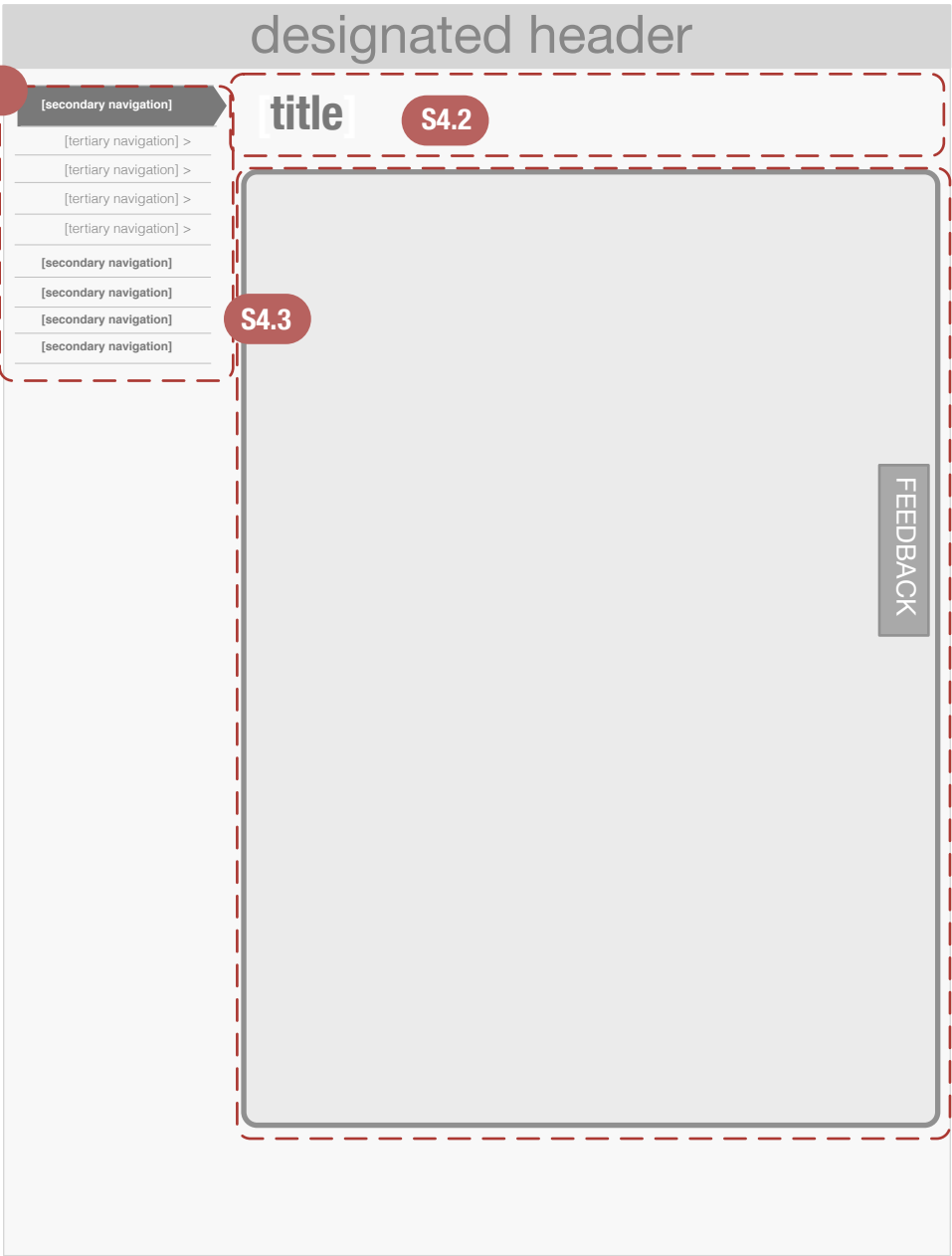


United Water

Wireframes: Shell 4 (Children Pages)

Desktop/Tablet/Mobile

Shell 4: Desktop



Shell 4 (Desktop)

This shows how Shell: Lower Level Header (tertiary and below level) pages will work on desktop devices.

Screens

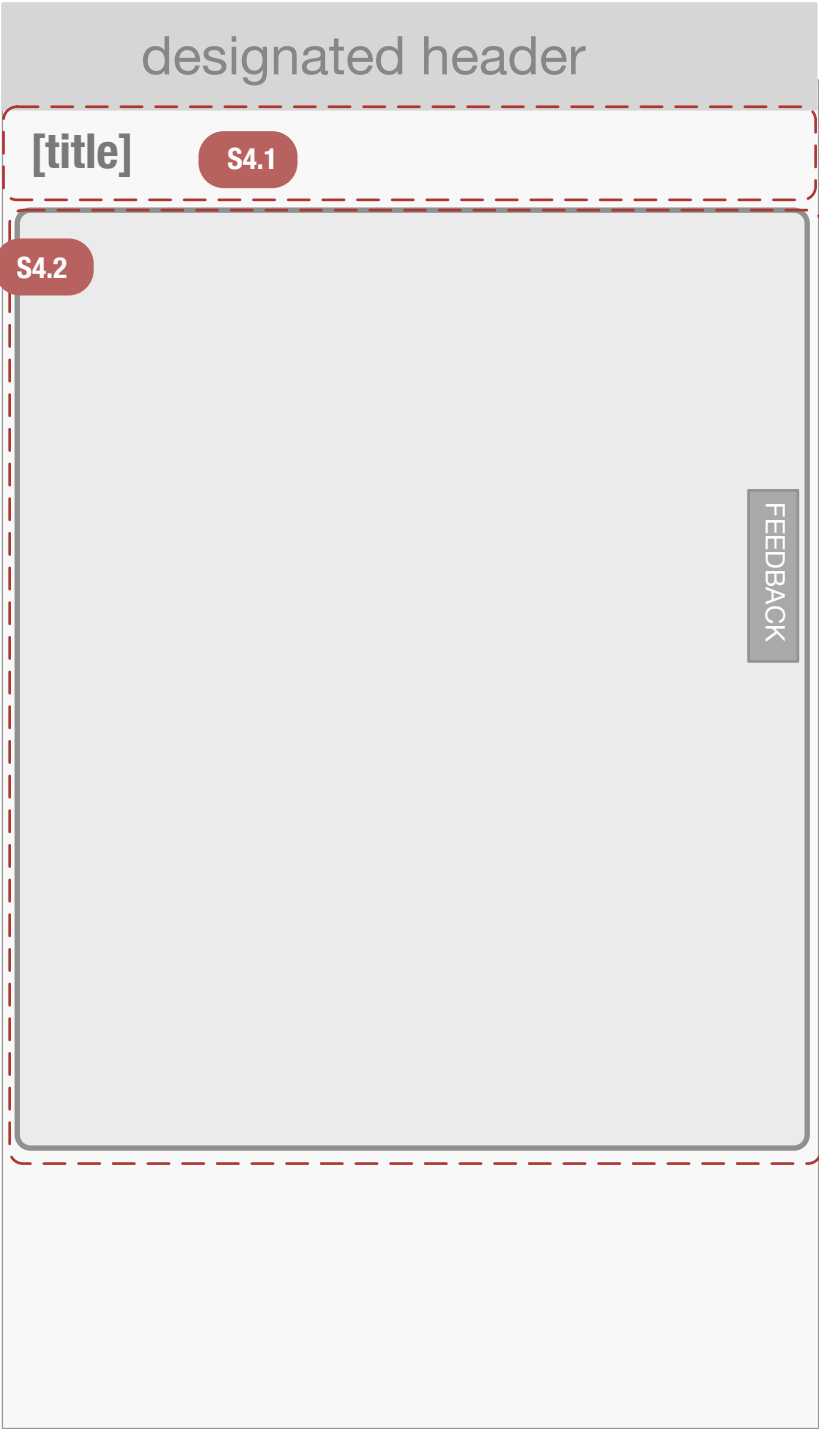
Message States

Unique Widgets

annotations

- S4.1. Secondary navigation (refer to navigation deck).
- S4.2. Page title. Referred to as secondary navigation title. Shell 4 has no background color / box behind the title
- S4.3. Body Content

Shell 4: Tablet



Shell 4 (Tablet)

This shows how Shell: Lower Level Header : (tertiary and below level) pages will work on tablet devices.

Screens


Message States

Unique Widgets

annotations

- S4.1. Page title. Referred to as secondary navigation title. Shell 4 has no background color / box behind the title
- S4.2. Body Content

Shell 4: Mobile



Shell 4 (Mobile)

This shows how Shell: Lower Level Header (tertiary and below level) pages will work on mobile devices.

Screens

Message States

Unique Widgets

annotations

S4.1. Page title. Referred to as secondary navigation title. Shell 4 has no background color / box behind the title
S4.2. Body Content




United Water

Wireframes: Shell 5 (Non-Secondary Nav)

Desktop/Tablet/Mobile

Shell 5: Desktop



Shell 5 (Desktop)

This shows how Shell: non-secondary nav pages will work on desktop devices.

Screens


Message States

Unique Widgets

annotations

S5.1. Page title. Referred to as secondary navigation title. Shell 5 has no background color / box behind the title
S5.2. Body Content

Shell 5: Tablet



Shell 5 (Tablet)

This shows how Shell: non secondary nav pages will work on tablet devices.

Screens

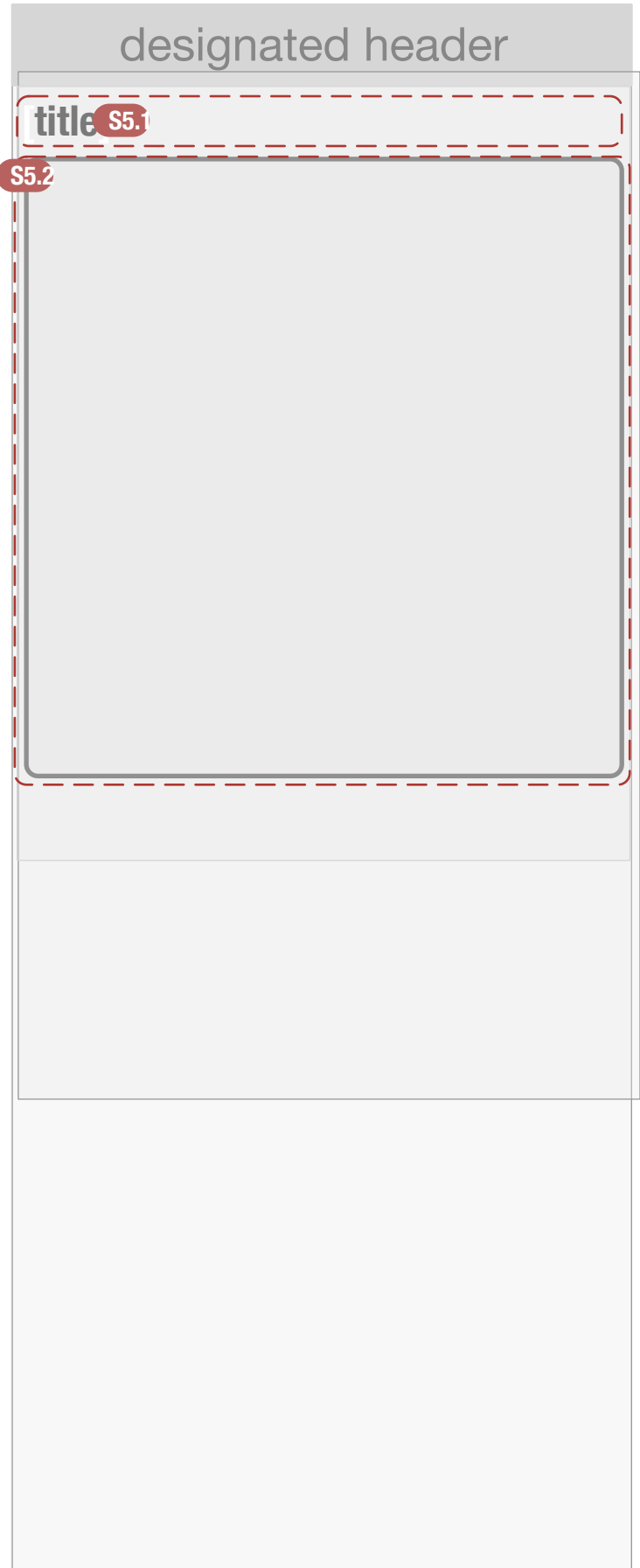
Message States

Unique Widgets

annotations

- S5.1. Page title. Referred to as secondary navigation title. Shell 5 has no background color / box behind the title
- S5.2. Body Content

Shell 5: Mobile



Shell 5 (Mobile)

This shows how Shell: non secondary nav pages will work on mobile devices.

Screens

Message States

Unique Widgets

annotations

S5.1. Page title. Referred to as secondary navigation title. Shell 5 has no background color / box behind the title
S5.2. Body Content